

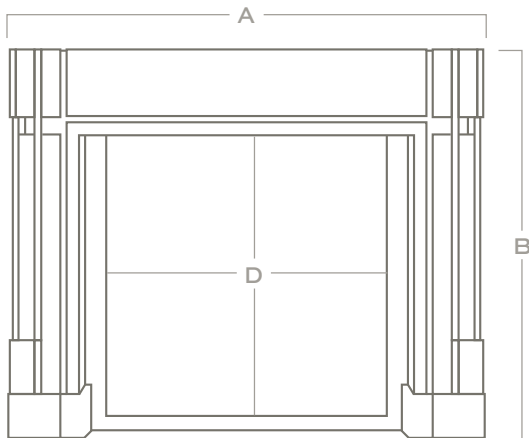
Hamilton

Edition No. 1-12

Hamilton draws inspiration from an architectural column, but with an Art Deco twist. Moving upwards from hearth to mantel, linear form gives way to more artfully complex shapes and shadows.




Top View



Front View

| | GRANDE | STANDARD | EUROPEAN |
|---------------------|---------------|---------------|---------------|
| WIDTH (A) | 64 1/2" | 60 1/2" | 56 1/2" |
| HEIGHT (B) | 49 1/4" | 45 1/4" | 41 1/4" |
| DEPTH (C) | 8 1/4" | 8 1/4" | 8 1/4" |
| FIREBOX OPENING (D) | 48" W x 40" H | 44" W x 36" H | 40" W x 32" H |

STONE




ARABESCATO CORCHIA




BIANCO AVORIO



BIANCO PERLINO




BELGIAN BLUESTONE




CALACATTA VIOLETTE




CAPPADOCIA




CEPPO DI GRE




GRIGIO ALPI



LILAC



LUANA




NERO MARQUINA




PICASSO



PIETRA DI CARDOSO




ROMAN OCEAN TRAVERTINE



ROUGE DE FRANCE



TITANIUM TRAVERTINE



WHITE CARRARA