

# Hamilton

Edition No. 1-12 Washstand


In the compact Hamilton Washstand, telescopic metal legs give an effortless lift to the basin which has rounded and recessed corners softening its rectilinear shape—all details nodding to Art Deco architecture.



Front View

	30"	24"
OVERALL WIDTH (A1)	35" 90 cm	29" 74 cm
STONE WIDTH (A2)	30" 76 cm	24" 60 cm
HEIGHT (B)	35" 90 cm	35" 90 cm
DEPTH (C)	21" 52 cm	21" 52 cm
WEIGHT	466 lb 211.5 kg	400 lb 181.5 kg

## STONE



ARABESCATO CORCHIA


BIANCO AVORIO

BIANCO PERLINO

BELGIAN BLUESTONE

CALACATTA VIOLETTE

CAPPADOCIA



CEPPO DI GRE

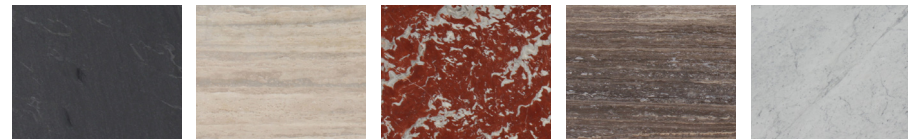
GRIGIO ALPI

LILAC

LUANA

NERO MARQUINA

PICASSO



PIETRA DI CARDOSO

ROMAN OCEAN TRAVERTINE

ROUGE DE FRANCE

TITANIUM TRAVERTINE

WHITE CARRARA

## METAL



BRONZE

POLISHED NICKEL

NATURAL BRASS

BLACKENED BRASS

BURNISHED BRASS

Stone available in polished, honed, antiqued, and sandblasted & brushed.

Note: Plumbing fixtures not included.