

Capella

Edition No. 3-10 Shelving Unit - 2 Tier


Wall-mounted with open sides, the etagere style Capella Shelving Unit balances materiality and an airy outlook. Convex edges and ball feet and finials on the solid brass posts add charm and character.

Shown in Arabescato Corchia with Burnished Brass.

Available in 30-inch, 36-inch and 48-inch widths, and two or three tiers.



STONE




ARABESCATO
CORCHIA




BELGIAN
BLUESTONE




BIANCO
PERLINO



CALACATTA
VIOLETTE



CAPPADOCIA




CEPPO
DIGRE




FRENCH
VANILLA



LILAC




LUANA



NERO
MARQUINA



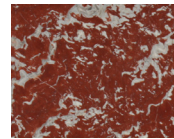
PICASSO




PIETRA
DI CARDOSO



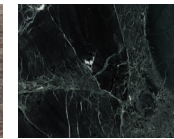
ROMAN OCEAN
TRAVERTINE



ROUGE
DE FRANCE



TITANIUM
TRAVERTINE




VERDE
LEVANTO




WHITE
CARRARA

METAL




BRONZE



POLISHED
NICKEL



NATURAL
BRASS



BLACKENED
BRASS



BURNISHED
BRASS

Stone available in polished, honed, antiqued, and light sandblasted.