

Capella

Edition No. 3-10 Shelving Unit - 3 Tier


Wall-mounted with open sides, the etagere style Capella Shelving Unit balances materiality and an airy outlook. Convex edges and ball feet and finials on the solid brass posts add charm and character.

Shown in Arabescato Corchia with Burnished Brass.

Available in 30-inch, 36-inch and 48-inch widths, and two or three tiers.



STONE




ARABESCATO CORCHIA




BELGIAN BLUESTONE




BIANCO PERLINO



CALACATTA VIOLETTE



CAPPADOCIA




CEPPO DIGRE




FRENCH VANILLA



LILAC




LUANA



NERO MARQUINA



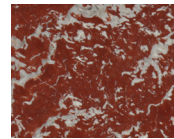
PICASSO



PIETRA DI CARDOSO



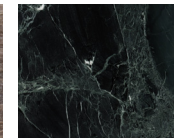
ROMAN OCEAN TRAVERTINE



ROUGE DE FRANCE



TITANIUM TRAVERTINE




VERDE LEVANTO




WHITE CARRARA

METAL




BRONZE



POLISHED NICKEL



NATURAL BRASS



BLACKENED BRASS



BURNISHED BRASS

Stone available in polished, honed, antiqued, and light sandblasted.