

# Capella

Edition No. 3-10 Shelving Unit - 2 Tier


Wall-mounted with open sides, the etagere style Capella Shelving Unit balances materiality and an airy outlook. Convex edges and ball feet and finials on the solid brass posts add charm and character.

Shown in Arabescato Corchia with Burnished Brass.

Available in 30-inch, 36-inch and 48-inch widths, and two or three tiers.



## STONE




ARABESCATO  
CORCHIA




BELGIAN  
BLUESTONE




BIANCO  
PERLINO



CALACATTA  
VIOLETTE



CAPPADOCIA




CEPPO  
DIGRE




FRENCH  
VANILLA



LILAC




LUANA



NERO  
MARQUINA



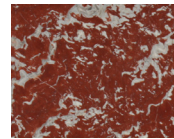
PICASSO




PIETRA  
DI CARDOSO



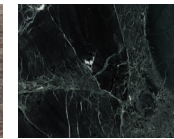
ROMAN OCEAN  
TRAVERTINE



ROUGE  
DE FRANCE



TITANIUM  
TRAVERTINE




VERDE  
LEVANTO



WHITE  
CARRARA

## METAL




BRONZE



POLISHED  
NICKEL



NATURAL  
BRASS



BLACKENED  
BRASS



BURNISHED  
BRASS

Stone available in polished, honed, antiqued, and light sandblasted.