

Capella

Edition No. 3-10 Shelving Unit - 2 Tier


Wall-mounted with open sides, the etagere style Capella Shelving Unit balances materiality and an airy outlook. Convex edges and ball feet and finials on the solid brass posts add charm and character.

Shown in Arabescato Corchia with Burnished Brass.

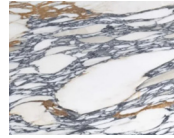
Available in 30-inch, 36-inch and 48-inch widths, and two or three tiers.




STONE



ARABESCATO
CORCHIA



ARABESCATO
CORCHIA
ANTICO



BELGIAN
BLUESTONE




BIANCO
PERLINO



CALACATTA
VIOLETTE



CAPPADOCIA




CEPPO
DI GRE



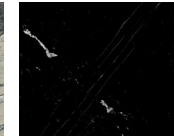
FRENCH
VANILLA



LILAC



LUANA



NERO
MARQUINA



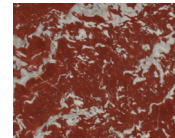
PICASSO



PIETRA DI
CARDOSO



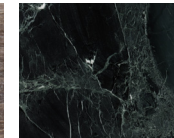
ROMAN OCEAN
TRAVERTINE




ROUGE
DE FRANCE



TITANIUM
TRAVERTINE




VERDE
LEVANTO



WHITE
CARRARA

METAL




BRONZE



POLISHED
NICKEL



NATURAL
BRASS



BLACKENED
BRASS



BURNISHED
BRASS

Stone available in polished, honed, antiqued, and light sandblasted.